

eBOOK

***FLEXERA
MANUFACTURER
PRODUCT EOL/EOS
2018 REPORT***

flexera
Inform IT. Transform IT.™



Do you have visibility into all of your technology assets?

Obsolete technology is a major IT problem that faces all organizations. Products that have reached End-of-Life (EOL) or End-of-Support (EOS) present security vulnerabilities and also affect support, compliance, compatibility, performance and productivity. With so many security vulnerabilities being credited to obsolete technology, knowing when your IT assets are EOL and EOS is more important than ever.

For this report, Flexera utilized Technopedia®, the most trusted and comprehensive hardware and software asset information source, for the Tier 1 Product Manufacturers EOL and EOS data. A select summary of results is included in this report. Full reports can be generated using Flexera's Technopedia.

¹ 2017 Cost of Data Breach Study: Global Overview, Ponemon Institute

² The State of the (Software) Estate: Waste & Risk Running Rampant in Enterprises

³ Can You Afford the Downtime Caused by Unsupported Software, ArcServe

Some of the costs associated with running unsupported and unpatched environments include:



SECURITY

\$3.6M – average cost of a single data breach¹



VENDOR AUDITS

65% of enterprises face software license audits with 20% of companies paying over \$1MM in true up costs²




SUPPORT

200-600 percent higher cost for unsupported products



PERFORMANCE & PRODUCTIVITY

\$50,000 to \$500,000/hour cost for data center downtime³



The industry's only open platform for technology asset data

The Flexera Data Platform connects decision makers to the systems and information they need by enabling a common data language and view across their business. It delivers actionable intelligence on all IT assets to improve the management and performance of your IT infrastructure.

The Flexera Data Platform unifies data across disparate systems, curates it and enriches it with relevant information. Leveraging Technopedia®, the largest and most comprehensive repository of hardware and software asset information, the solution consolidates data from multiple sources, makes it consistent, accurate and complete, and keeps it current on an ongoing basis to drive solutions for IT Asset Management, IT Service Management, Enterprise Architecture, Security and more.

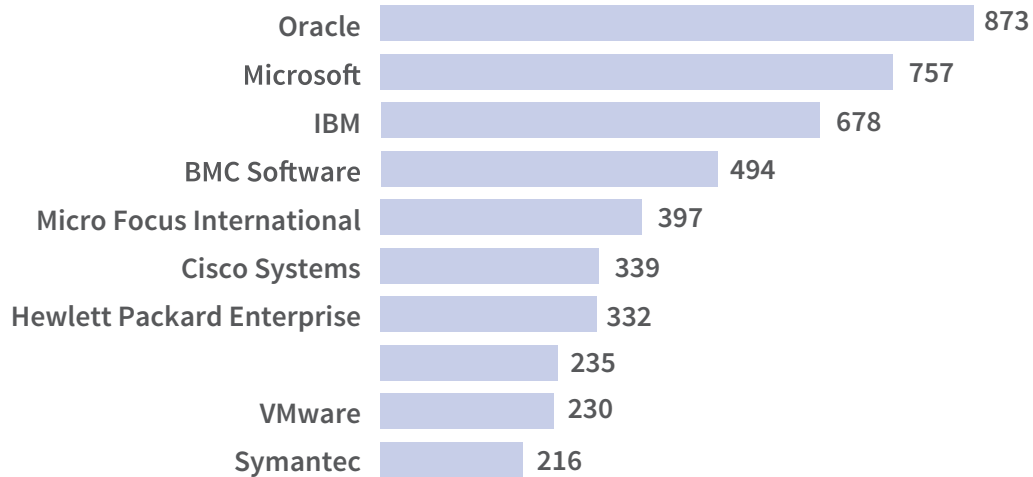
From on-prem to cloud, laptops to IoT, open source to server apps, Technopedia's content library categorizes more than 2.1+ million products from over 36,000 suppliers with 2,500 daily updates. It provides business-critical information such as compatibility, support dates, end-of life, migration plans, current manufacturer and version, and much more. Eliminating manual processes and bottlenecks, Flexera delivers automated and scalable solutions, improving visibility, compliance and time

SW Category	SW Subcategory	SW Manufacturer	SW Name	Version	EOL Year	CVE Count	Install Count
Business Intelligence (BI)	Business Metrics and Repor...	Micro Focus International	HPE Reporter	3.8	2013	1	1
		Microsoft	Report Viewer Runtime	8.0	2011	6	99
	Collaboration Platforms	Microsoft	Visio Viewer	14.0	2015	7	808
		Splunk	Splunk	6.4	1999	8	1
Conferencing	Collaboration Platforms	Splunk	Splunk	4.3	2015	5	2
		Atlassian	Confluence	5.5	2016	5	2
		Atlassian	Confluence	5.6	2016	5	1
	Conferencing	IBM	Notes	5.7	2017	5	2
		IBM	Notes	5.9	2017	2	1
		IBM	Notes	6.5	2010	28	9
Conferencing	Conferencing	AT&T	Connect Participant Application	8.0	-	1	7
		AT&T	Connect Participant Application	9.0	-	1	14
		Adobe Systems	Connect	9.3	-	1	1
						18	12

Total count of EOL/EOS by manufacturer

The total count of EOL and EOS dates was tabulated by manufacturer. In 2018, Oracle has the most products facing EOL/EOS, followed by Microsoft and IBM.

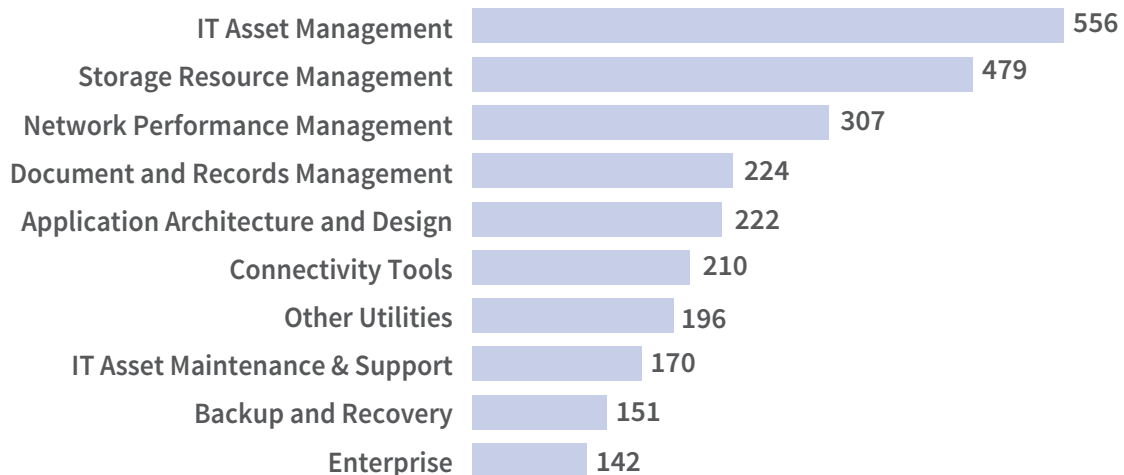
TOTAL EOL AND EOS COUNT BY TOP 10 MANUFACTURERS



Total count of EOL/EOS by category

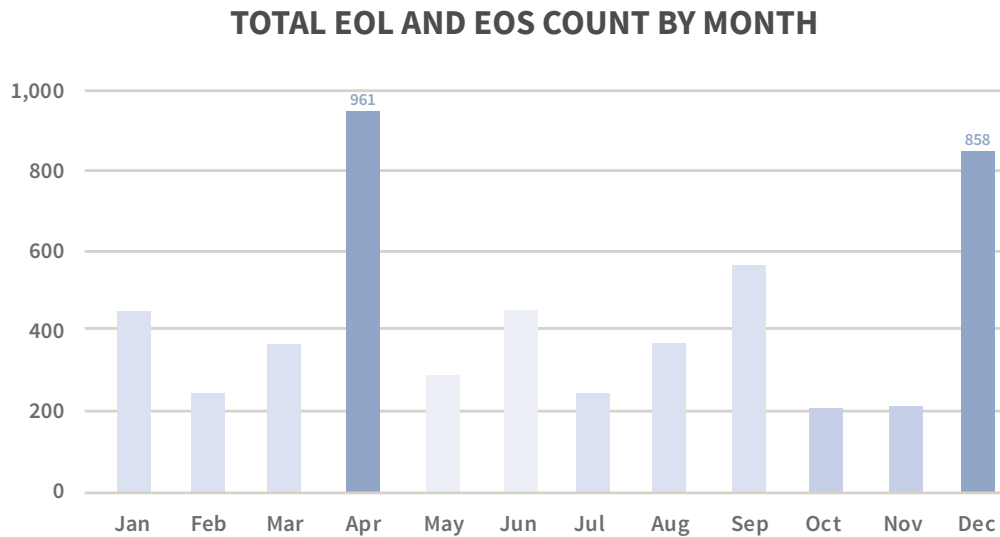
The total count of EOL and EOS dates for 2018 was tabulated by category. The category with the largest number of EOL/EOS is IT Asset Management, followed by Storage Resource Management, Network Performance Management and Documents and Records Management.

TOTAL EOL AND EOS COUNT BY TOP 10 MANUFACTURERS



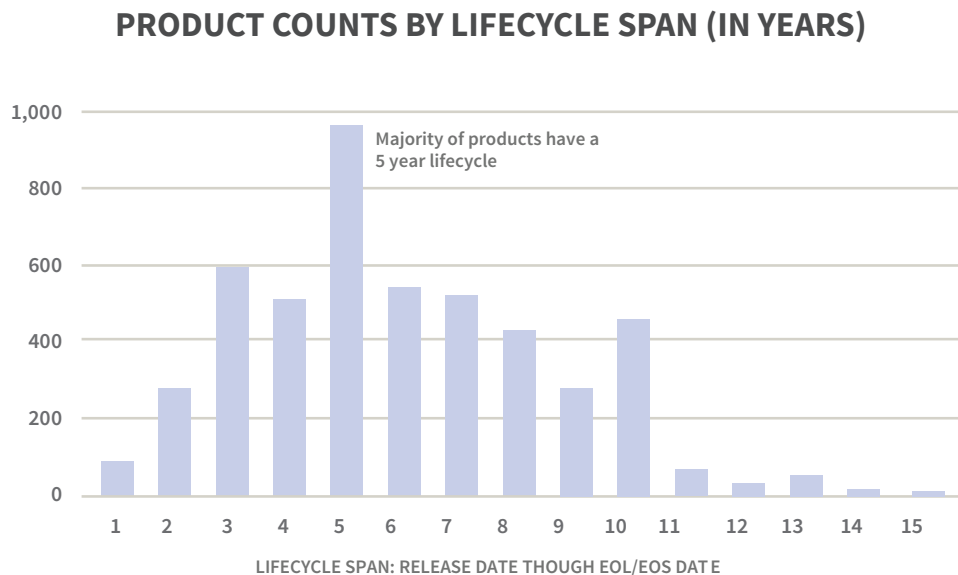
Total count of EOL/EOS by month

For 2018 the total count of EOL/EOS dates was analyzed by month. April was found to be the month with the most EOL/EOS dates, followed by December and September.



Product counts by lifecycle span

The product counts by lifecycle span by Tier 1 manufacturers. It was found that the majority of products have a 5 year lifecycle.





Best practices

1. Understand your assets

When upgrading or replacing aging hardware or software assets, it's critical to have detailed information about what exact versions, releases and hardware models you have deployed, along with information about possible upgrade paths, latest versions, discontinued lines and so on. Building on this baseline state helps you to easily identify opportunities for consolidation or areas that require attention.

2. Know the EOL dates of products in your IT ecosystem

Most software vendors don't all have a standard EOL policy, but do have a complicated support policy that needs deciphering. In most cases, EOL dates and policies are buried behind all the sales and marketing documents on their website or are not published by the vendors at all. Use Technopedia to enhance your asset catalog with the EOL and EOS dates of all your products.

3. Make your EOL and EOS strategy a team effort

Collaborate when developing your EOL and EOS strategy. EOL impacts production, supportability, compliance, security, future purchases, and more. Commit to collaborating with IT, procurement, GRC, IT security, IT support and line of businesses to understand and plan for the cross-enterprise impact.

Sample Technopedia report for top 3 vendors by count

ORACLE

SW Manufacturer	SW Name	SW Component	SW Edition	SW Market Version	SW Versi...	SW Service Pack	SW Release ID	SW Is Licensable?	SW GA Date	SW EOL Date	SW OBS Date
Oracle	Communications Operations Mon...	-	-	3	3.0	-	490244339	YES	01/01/2013	01/31/2018	12/31/2999
	Communications Services Gateke...	-	-	5	5.1	-	106067450	YES	06/01/2013	06/01/2018	06/01/2021
	Communications WebRTC Session...	Media Engine	-	7	7.0	-	254509507	YES	10/01/2013	10/31/2018	10/31/2021
	Configuration Management Pack	Signaling Engine	-	7	7.0	-	254509306	YES	10/01/2013	10/31/2018	10/31/2021
	Core Banking	-	-	11	11.5	-	520039632	YES	07/31/2014	07/01/2018	07/01/2021
	Crystal Ball	-	-	11	11.5	-	106820467	YES	08/01/2014	12/01/2018	12/01/2021
	DIVAnet	-	-	7	7.1	-	106820661	YES	11/01/2013	11/01/2018	11/01/2021
	DIVArchive	-	-	7	7.1	-	106820685	YES	10/01/2014	12/01/2018	12/01/2021
	Data Guard	-	-	12c	12.1	-	152021606	YES	04/01/2010	04/30/2018	04/30/2021
	Data Integrator Enterprise Edition...	-	-	11gR1	11.1.1	-	137791710	YES	04/01/2013	04/30/2018	04/30/2021
	Data Masking and Subsetting Pack	-	-	12c	12.1	-	137791607	YES	04/01/2013	04/30/2018	04/30/2021
	Data Mining	-	-	12c	12.1	-	91450631	YES	06/25/2013	07/31/2018	07/31/2021
	Data Profiling	-	-	11g	11.1.1	-	307829526	YES	07/01/2010	12/31/2018	12/31/2021
	Data Relationship Management	Client	Fusion	11	11.1.2	-	94918565	YES	06/25/2013	07/31/2018	07/31/2021
	Data Warehouse Administration C...	Server	Fusion	11	11.1.2	-	81350903	YES	06/25/2013	07/31/2018	07/31/2021
	Database	-	Enterprise	12c	12.1	-	16616155	YES	09/09/2010	12/31/2018	12/31/2021
	Database In-Memory	-	Express	12c	12.1	-	47135013	YES	04/01/2010	12/31/2018	12/31/2021
	Database Lifecycle Management ...	-	Personal	12c	12.1	-	47135021	YES	04/01/2010	12/31/2018	12/31/2021
	Database Vault	-	Standard Edition 2 (SE...)	12c	12.1	-	21640821	YES	04/01/2010	04/01/2018	04/01/2021
	Demand Forecasting	Client	-	14	14.0	-	47135024	YES	04/01/2010	12/31/2018	12/31/2021
	Developer Tools for Visual Studio ...	Server	-	14	14.0	-	43038515	NO	08/01/2010	12/31/2018	12/31/2021
		-	-	12c	12.1	-	40819121	YES	06/01/2013	07/31/2018	07/31/2021
		-	-	12c	12.1	-	47249741	YES	06/01/2013	07/31/2018	07/31/2021
		-	-	12c	12.1	-	163044316	NO	06/01/2013	07/31/2018	07/31/2021
		-	-	12c	12.1	-	190451552	YES	06/01/2013	07/31/2018	07/31/2021
		-	-	12c	12.1	-	149284747	YES	09/01/2015	07/31/2018	07/31/2021
		-	-	12c	12.1	-	94773691	YES	06/25/2013	07/31/2018	07/31/2021
		-	-	12c	12.1	-	68065015	YES	06/25/2013	07/31/2018	07/31/2021
		-	-	12c	12.1	-	47373085	YES	06/25/2013	07/31/2018	07/31/2021
		-	-	12c	12.1	-	113067006	YES	12/01/2013	12/01/2018	12/01/2021
	-	-	12c	12.1	-	107870885	YES	12/01/2013	12/31/2018	12/31/2021	
	-	-	12	12.0	-	55658800	NO	06/25/2013	07/31/2018	07/31/2021	
	-	-	12.0.2	-	-	138130065	YES	11/01/2013	11/30/2018	11/30/2021	

MICROSOFT

SW Manufacturer	SW Name	SW Component	SW Edition	SW Market Version	SW Version	SW Service Pack	SW Release ID	SW Is Licensable?	SW GA Date	SW EOL Date	SW OBS Date
Microsoft	Business Intelligence	-	-	2012	11.0	SP3	207061683	YES	12/01/2015	10/09/2018	10/09/2018
	Developer	-	-	2012	11.0	SP3	207061701	YES	12/01/2015	10/09/2018	10/09/2018
	Enterprise	-	-	2012	11.0	SP3	207061725	YES	12/01/2015	10/09/2018	10/09/2018
	Express	-	-	2012	11.0	SP3	207061764	NO	12/01/2015	10/09/2018	10/09/2018
	Standard	-	-	2012	11.0	SP3	207061807	YES	12/01/2015	10/09/2018	10/09/2018
	Web	-	-	2012	11.0	SP3	207061837	YES	12/01/2015	10/09/2018	10/09/2018
	-	-	-	2016	13.0	SPO	360803555	YES	06/01/2016	01/09/2018	01/09/2018
	Developer	-	-	2016	13.0	SPO	304709937	NO	06/01/2016	01/09/2018	01/09/2018
	Enterprise	-	-	2016	13.0	SPO	304709997	YES	06/01/2016	01/09/2018	01/09/2018
	Express	-	-	2016	13.0	SPO	304710013	NO	06/01/2016	01/09/2018	01/09/2018
	Standard	-	-	2016	13.0	SPO	304710033	YES	06/01/2016	01/09/2018	01/09/2018
	Web	-	-	2016	13.0	SPO	304710039	YES	06/01/2016	01/09/2018	01/09/2018
	-	-	-	2012	11.0	SP3	165307310	YES	12/01/2015	10/09/2018	10/09/2018
	Business Intelligence	-	-	2012	11.0	SP3	248061567	YES	12/01/2015	10/09/2018	10/09/2018
	Developer	-	-	2012	11.0	SP3	248061406	YES	12/01/2015	10/09/2018	10/09/2018
	Enterprise	-	-	2012	11.0	SP3	248061460	YES	12/01/2015	10/09/2018	10/09/2018
	Express	-	-	2012	11.0	SP3	248061274	NO	12/01/2015	10/09/2018	10/09/2018
	Express with Advanced Servic...	-	-	2012	11.0	SP3	439149531	NO	12/01/2015	10/09/2018	10/09/2018
	Standard	-	-	2012	11.0	SP3	248061504	YES	12/01/2015	10/09/2018	10/09/2018
	Web	-	-	2012	11.0	SP3	454738515	YES	12/01/2015	10/09/2018	10/09/2018
	Express	-	-	2016	13.0	SPO	309898445	NO	06/01/2016	01/09/2018	01/09/2018
	SQL Server Compact	-	-	3.5	3.5	SP2	309872981	NO	06/29/2010	04/10/2018	04/10/2018
	Skype for Business SDK	-	-	2007	3.0	-	133856157	NO	09/23/2013	01/09/2018	01/09/2018
	Software Development Kit (SDK)	-	-	2008	9.0	SP1	14953206	NO	08/11/2008	04/10/2018	04/10/2018
	System Center Configuration Man...	Client	-	1702	1702	-	441382294	YES	03/27/2017	03/27/2018	03/27/2018
	System Center Mobile Device Man...	-	-	1706	1706	-	441382299	YES	07/31/2017	07/31/2018	07/31/2018
	Team Foundation Build	-	-	2008	2008	SP1	17711881	YES	12/15/2008	07/10/2018	07/10/2018
	-	-	-	2008	9.0	SP1	80605482	YES	08/11/2008	04/10/2018	04/10/2018
	Visual Basic	-	-	2008	9.0	SP1	15713132	NO	08/11/2008	04/10/2018	04/10/2018
	-	-	-	2008	9.0 (.NET)	SP1	38577846	YES	08/12/2008	04/10/2018	04/10/2018
-	-	-	2012	11.0	-	38910370	YES	10/31/2012	01/09/2018	01/09/2018	
-	-	-	2012	11.0	-	38910368	NO	10/31/2012	01/09/2018	01/09/2018	

IBM

SW Man...	SW Name	SW Component	SW Edition	SW Mark...	SW Versi...	SW Servi...	SW Rele...	SW Is Lic...	SW GA D...	SW EOL ...	SW OBS
IBM	Automation Control for z/OS	-	-	1	1.1	-	85392031	YES	04/26/2013	04/30/2018	04/30/20
	Automation Tool for z/OS	-	-	4.0	4.2	-	90410663	YES	10/24/2014	09/30/2018	09/30/20
	Automation Toolkit	-	SAP	2.0	2.3	-	115627298	YES	12/12/2014	04/30/2018	04/30/20
	Backup Recovery and Media Servi...	-	-	7.0	7.1	-	18566685	YES	04/23/2010	04/30/2018	04/30/20
	Banking Process and Service Mod...	-	Enterprise	8.0	8.5	-	30144345	YES	08/30/2012	04/30/2018	04/30/20
	Banking and Financial Markets Da...	-	-	8.0	8.5	-	307741041	YES	08/30/2012	04/30/2018	04/30/20
	Banking and Financial Markets In...	-	-	8	8.5	-	30144339	YES	08/30/2012	04/30/2018	04/30/20
	Banking and Financial Markets In...	-	-	8	8.5	-	43596094	YES	08/30/2012	04/30/2018	04/30/20
	Basic Tape Library Support (BTL5)	-	-	1	1.8	-	172746026	YES	03/26/2004	03/30/2018	03/30/20
	Bluemix Local System	-	-	2	2.1	-	268955486	YES	03/17/2015	04/30/2018	04/30/20
	Bluemix Local System	-	-	2	2.2	-	268955497	YES	09/09/2016	09/30/2018	09/30/20
	Browser	-	-	2	2.3	-	134580574	YES	06/12/2015	01/29/2018	01/29/20
	Browser	-	-	2	2.4	-	178767662	YES	01/29/2016	01/29/2018	01/29/20
	Build	-	-	5	5.0	-	92461186	YES	09/06/2013	09/06/2018	09/06/20
	Build	-	-	5	5.1	-	157618392	YES	12/08/2015	09/06/2018	09/06/20
	Business Integration (BI) for Finan...	-	-	3.0	3.1	-	6627777	YES	06/26/2009	04/30/2018	04/30/20
	Business Integration (BI) for Finan...	-	-	3.0	10.2	-	38577862	YES	09/14/2012	04/30/2018	04/30/20
	Business Intelligence	-	-	10.0	10.2 (z/OS)	-	45157626	YES	10/19/2012	04/30/2018	04/30/20
	Business Intelligence	-	-	10.0	10.2.1	-	53866173	YES	07/05/2013	04/30/2018	04/30/20
	Business Intelligence Analysis (BI ...	-	-	10.0	10.2	-	51676870	YES	09/14/2012	04/30/2018	04/30/20
Business Intelligence Pattern	-	-	1	1.0	-	42634170	YES	12/04/2012	04/30/2018	04/30/20	
Business Intelligence Pattern	-	-	2	2.0	-	61098461	YES	06/14/2013	09/30/2018	09/30/20	
Business Intelligence Reporting (B...	-	-	10.0	10.2	-	40045866	NO	09/14/2012	04/30/2018	04/30/20	
Business Monitor	-	-	8	8.0	-	40775401	YES	04/24/2012	09/30/2018	09/30/20	
Business Monitor	-	-	8	8.0.1	-	64869277	YES	11/16/2012	09/30/2018	09/30/20	
Business Monitor	-	-	8	8.0	-	134169374	YES	03/15/2013	04/30/2018	04/30/20	

NEXT STEPS

For more information on how we can help you manage IT assets, visit us online

[LEARN MORE](#)

ABOUT FLEXERA

Flexera helps executives succeed at what once seemed impossible: getting clarity into, and full control of, their company’s technology “black hole.” From on-premises to the cloud, Flexera helps business leaders turn IT insight into action. With a portfolio of integrated solutions that deliver unparalleled technology insights, spend optimization and agility, Flexera helps enterprises optimize their technology footprint and realize IT’s full potential to accelerate their business. For over 30 years, our 1300+ team members worldwide have been passionate about helping our more than 50,000 customers fuel business success. To learn more, visit flexera.com